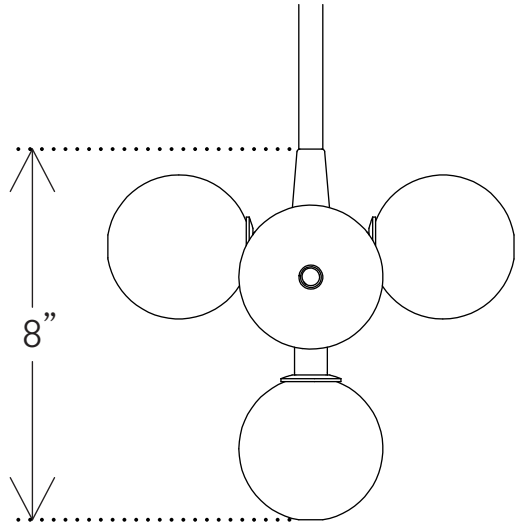




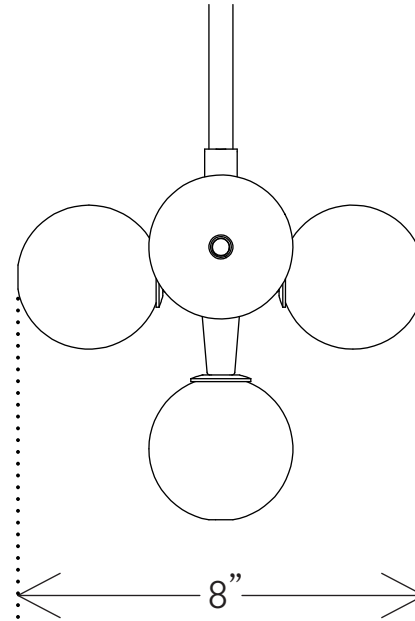
BRANCHING PENDANT BP.05.02

H 8in/20cm W 8in/20cm D 8in/20cm WT 5lb/2kg MAX 2.1w (20w Halogen Equivalent) Shown with 3" mini globes

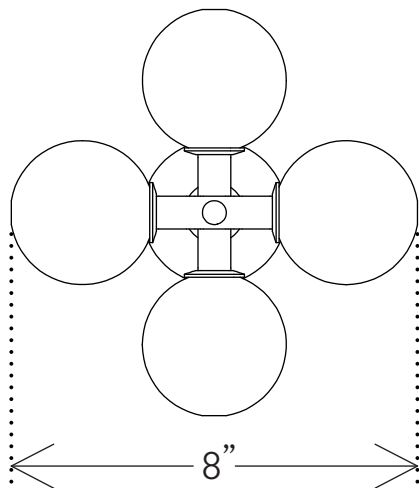
FRONT



SIDE



TOP





BRANCHING PENDANT

Inspired by natural phenomena, Branching explores the visual tension that results from mixing hand-blown glass with machine-made metal parts. Lindsey Adelman and her team design and build each fixture in their Manhattan studio.

SUSPENSION Includes 36" or 72" stem that can be cut on-site. Longer lengths available upon request

CANOPY Ø 5" x H .25"

MATERIALS Machined Brass Glass

SHADES 3" Glass Mini Globes

BULBS	BULB TYPE	SOCKET	WATTAGE	BRIGHTNESS	TEMPERATURE
	8-25V Bi-Pin LED	G4	2.1W (20W Halogen equivalent)	200 Lumens	2700K

TRANSFORMER	INPUT	MODEL	DIMENSIONS	DIMMING
	110V	RS 12-60M-LED	L 2.25" x W 1.25" x H .75"	Yes Use with electronic low-voltage (ELV) dimmer that can be trimmed. (ex. Lutron Maestro C-L) * See transformer spec sheet for more information
	220V	PTDCMD/30/B	L 5.7" x W 1.5" x H 1.1"	Yes Use with electronic low-voltage (ELV) dimmer that can be trimmed. * See transformer spec sheet for more information