

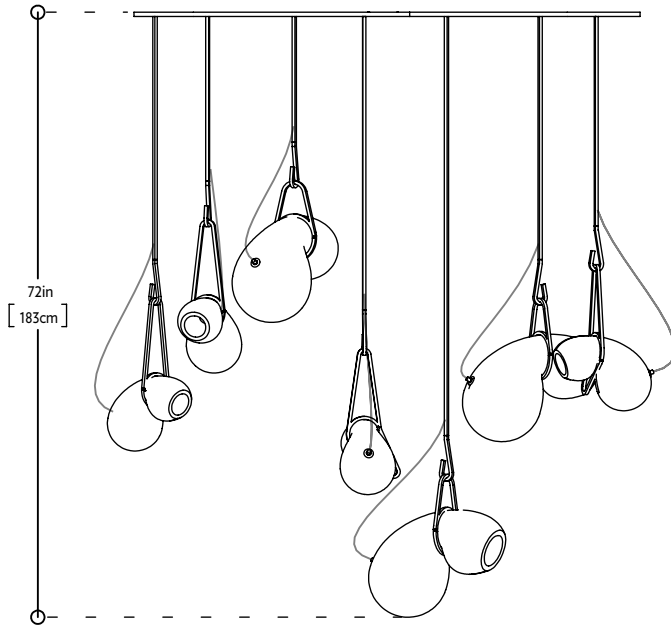


CATCH SUSPENSION CS.07.01

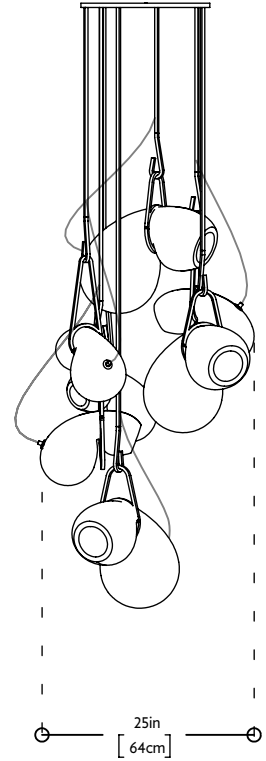
H 72in/183cm W 65in/164cm D 25in/64cm WT 28lb/13kg Shown with a mix of medium and large glass

Please specify drop length at time of order within standard range of 42" - 92"

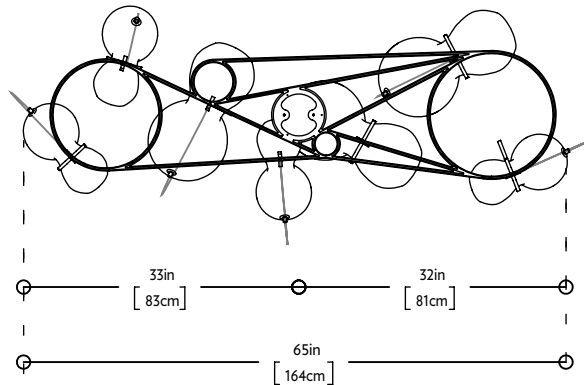
FRONT



SIDE



TOP





CATCH SUSPENSION

Designed exclusively for Nilufar Gallery, Milan.

Originally inspired by imagining the chandelier chain enlarging to become the chandelier.

SUSPENSION Brass Hooks

CANOPY Custom Machined Brass Canopy

MATERIALS Machined Brass Glass

BULBS	BULB TYPE	SOCKET	WATTAGE	TEMPERATURE	ADDITIONAL
120V	LED	G4	1.2w	2700k	Transformer provided
220/230V	LED	G4	1.2w	2700k	Transformer provided
12V	LED	G4	1.2w	2700k	